

SAFETY, MAINTENANCE AND MOUNTING INSTRUCTIONS

1 MARKINGS and APPLICABLE CODES

2 Mounting Instruction for Drain and Ventilation Plug

IMQ 13 ATEX 030X IECEx IMQ 14.0003X



VENTILATION PLUG
TYPE *BBVP



DRAIN PLUG
TYPE BDRV



CONTENTS

- 1 MARKINGS and APPLICABLE CODES
- 2 MOUNTING INSTRUCTION
- 3 SAFETY INSTRUCTION
- 4 SAFETY INSTRUCTION (IP PROTECTION)
- 5 DRAIN AND VENTILATION PLUG SIZE TABLE
- 6 EU DECLARATION OF CONFORMITY

MARKINGS

BMD BDRV..	CE 0722 Ex	II2GD Ex eb IIC Gb Ex tb IIIC Db IPXX IMQ 13 ATEX 030 X IECEx IMQ 14.0003 X
BMD *BBVP.	CE 0722 Ex	II2GD Ex eb IIC Gb Ex tb IIIC Db IPXX IMQ 13 ATEX 030 X IECEx IMQ 14.0003 X

APPLICABLE STANDARDS

DIRECTIVE 2014/34/EU	EN/IEC 60079-7
EN/IEC 60079-0	EN/IEC 60079-31
EN/IEC 60529	

OPERATING TEMPERATURES


For Drain Plug: -60°C to +85°C
For Vent Plug: -40°C to +100°C

FOR DRAIN PLUGS



Mount the Drain Plug to the appropriate opening on the enclosure.

Use locknut to tighten if the enclosure is non threaded.



Enclosure wall

FOR VENTILATION PLUGS



Enclosure wall

Mount the Ventilation Plug to the appropriate opening on the enclosure.

Use locknut to tighten if the enclosure is non threaded.



bimed
TEKNİK ALETLER SANAYİ VE TİCARET A.Ş.

S.S. Bakır Pirinç Sanayi Sitesi
Orkide Cad. No:15
Orkide Cad. No:10
Leylak Cad. No: 16
34520 Beylikdüzü İSTANBUL TÜRKİYE
Tel: +90.212.8757376 Fax: +90.212.8757052
Url: www.bimedteknik.com E-mail: info@bimedteknik.com

3 SAFETY INSTRUCTION

- Qualified personnel in compliance with the national laws shall carry out the maintenance in accordance with EN/IEC 60079-17 and installation in accordance with EN/IEC 60079-14.
- Changes to products are not allowed.
- Only Bimed spare parts must be used.
- Everyday and extraordinary maintenance operations must be carried out only by qualified personnel after approval from expert technicians.
- The maintenance operations must be carried out only after the engine has been cut off from mains or from the related electrical appliance.
- The following instructions must be strictly followed in order to get a correct installation.
- The national safety rules and accident prevention regulations, must be strictly respected.
- For O-Ring material silicon can be used.

Non Threaded Enclosure Applications

Recommended hole diameters for non threaded enclosure applications in relation with the used thread types are shown below.

Metric Threads	
Thread	Hole Diameter (min. - max. mm)
M20x1.5	20,0-20,2
M25x1.5	25,0-25,2

4 SIZE TABLES OF DRAIN and VENTILATION PLUGS

Drain Plugs

Thread Type METRIC acc. to EN 60423	
Outer Thread Size	Part Number
M20x1.5	BDRV-1M
M25x1.5	BDRV-2M
Thread Type NPT acc. to ANSI ASME B1.20.1	
Outer Thread Size	Part Number
NPT 1/2"	BDRV-1N
NPT 3/4"	BDRV-2N

Ventilation Plugs

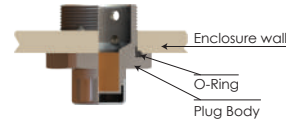
Thread Type METRIC acc. to ISO 965-3			
Outer Thread Size (Male)	Average Air Flow $\Delta P=70$	Water Intrusion Pressure	Part Number
	mBar / 1 psi	bar	
M12x1.5	16	0,9	SBBVP-X01
	16	0,9	SBBVP-X01L
	25	0,5	MBBVP-X01
	25	0,5	MBBVP-X01L
	120	0,2	HBBVP-X01
	120	0,2	HBBVP-X01L
	300	0,1	UHBBVP-X01
	300	0,1	UHBBVP-X01L

* NPT and PG threads are also available.

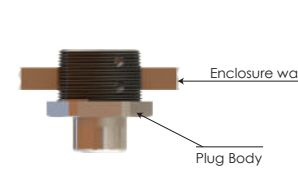
5 SAFETY INSTRUCTION (IP PROTECTION)

FOR DRAIN PLUGS

Example for threaded joint

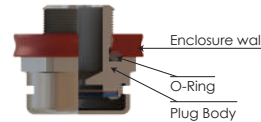


Example for non threaded joint

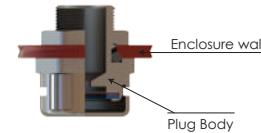


FOR VENTILATION PLUGS

Example for threaded joint



Example for non threaded joint



- The plugs should be assembled according to the Safety, Maintenance and Mounting Instruction in order to guarantee the specified IP ratings.
- The recommended wall thickness is min 1,5 mm for non threaded enclosures and in case of enclosure wall thickness is equal or lower than 1,5mm, flat washer and locknut should be used.

Ex eb :

- For threaded enclosures, it is recommended to engage 3 full threads, otherwise it is recommended to use locknut.

6 EU DECLARATION OF CONFORMITY



Bimed Teknik Aletler San. ve Tic. A.Ş.
S.S. Bakır Piriye Sanayi Sitesi Leylak Cad. No:16 34524 Beylikdüzü/ İstanbul TURKEY
Tel. +90 212 8757376 Fax. +90 212 8750823

declares that the products designed to be placed on the market for use in the explosive atmospheres described below are in conformity with the listed EU Directive and harmonized standards.

Drain Plug Type; BDRV
Ventilation Plug Type; *BBVP
Certificate Number; IMQ 13 ATEX 030X
Protection Type ; II 2 GD; Ex eb IIC Gb ; Ex tb IIIC Db

EU Directive; ATEX 2014/34/EU
The harmonized standards applied; EN 60079-0/A11: 2013
EN 60079-1:2014
EN 60079-7:2015
EN 60079-31:2014
EN 60529:1992

Notified body CEST 0722

Istanbul, 2018-11-21

General Manager
Yakup Gülnihal
(Signature)